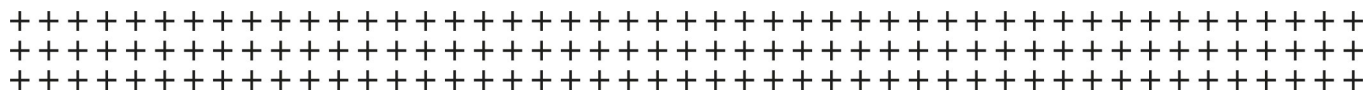


Create#17// Jazzing Up Your Photos part II by Gillian Allard




In my last Create activity, I showed you how to download the Pixlr app; I hope you've had fun playing around with it and finding out how you can use it to enhance your photographs.

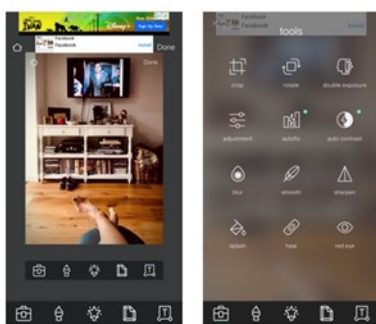
Jazzing Up Your Photos part II

In my Photo Journey, I used unusual camera angles to tell a story in three images. Here are those images again—jazzed up using Pixlr.

Now that you've got Pixlr on your phone, you can create all sorts of effects to jazz up your photographs, too.

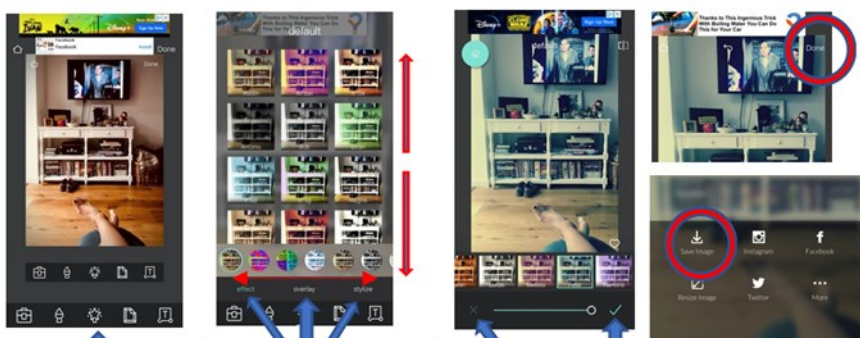


Adjustment Tools



To access the Adjustment Tools, Eg. crop etc tap the icon in the bottom left.

Adding Colourful Effects & Overlays



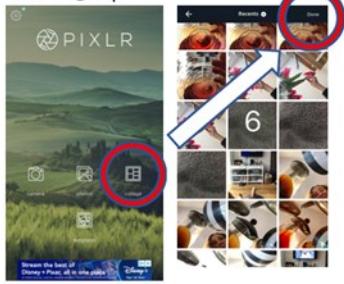
To access overlays tap the star icon

To access the colour 'effects' (left) swipe your finger across the circles l-r or up & down on screen. Tap your selection. Also try out the 2 other options Overlay & Stylize too.

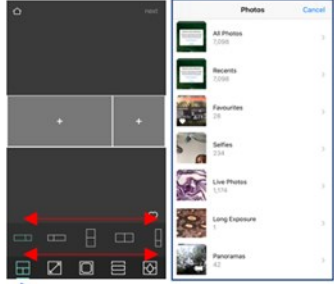
Tap the tick when you have finished or X to undo.

Tap Done. Then select to Save your image. Pixlr will not overwrite your original image in your photo library.

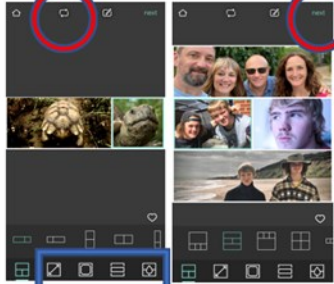
Collages



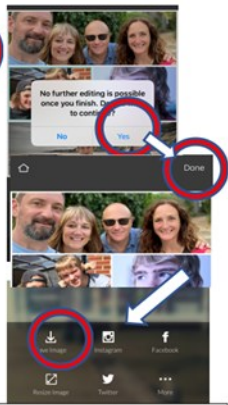
Tap Collages on the PIXLR home-screen. This will open your photos.
Tap Done in the top right-hand corner to take you to the Collage palette (bit odd I know)



Notice at the bottom left we are using the collage layouts (blue highlighted shape). Scroll l-r between the red arrows to access other styles of layout. Tap + in each section of your chosen layout to select a photo from your library.



From here you can tap on the other options along the bottom of the collage palette. These give a range of effects, eg changing the background colour. To undo an effect press the arrows at the top of the screen. Tap Next to complete.



On the next screen/s select YES, then DONE, then SAVE IMAGE to complete the session. Tap your phones HOME button to leave the App.

I hope you enjoy applying these techniques to your photographs; the effects can be quite stunning.

Don't forget to send us the enhanced images of your photo journey, so that we can share them with everyone on the blog site.

- Email mdf@suffolkartlink.org.uk
- Text to 07857 002974



CONTACT

For more information on any of these activities, or if you would like to receive our activity packs in the post, please contact Carrie or Candida:

Telephone 01986 873955 or 07857 002974
Email mdf@suffolkartlink.org.uk
www.makedoandfriends.co.uk